



## Automatic Spray Gun

# *Lumina*

Increased productivity and cost savings  
by using a lightweight, compact and powerful spray gun

## ST/HM SERIES



## ● Application Examples ●

### COATING

ST-6  
ST-6RW

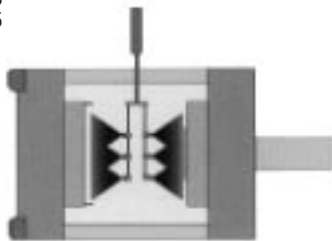
Robotic auto paint spraying



### MOLDING

ST-5  
ST-5L  
ST-6  
HM-1  
HM-4  
HM-3  
HM-5


Spraying mold release agents used with die casting or molding machines



### COOLING

ST-5  
HM-1  
HM-1W  
HM-3

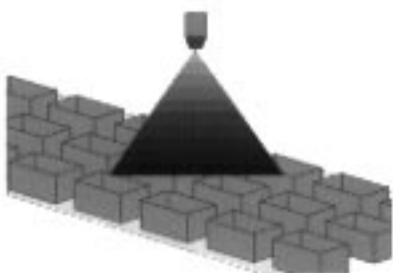
Spraying water to cool, release molds



### FOOD PROCESSING

ST-6  
STA-6N  
HM-6  
HM-3KW

Spraying alcohols, or scorch prevention cooking oils



### MARKING

ST-5  
ST-5R  
ST-5S  
ST-6  
ST-6R  
ST-6S

Spray marking industrial components to distinguish models or defect location



### SURFACE TREATMENT

ST-5  
ST-6  
ST-6W  
HM-1  
HM-1W

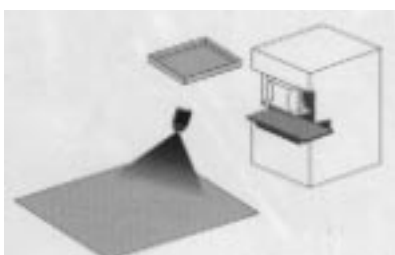
Spraying waterproof or antistatic agents on paper or cloth



### METAL PROCESS WORK

ST-6  
HM-3KW

Spraying lubricating oil prior to die cutting or punching



### OIL SUPPLY

ST-5R  
ST-5L  
HM-3  
HM-3KW  
HM-3L

Spraying lubricants onto chains, bearings or gears



### RUST PREVENTION

ST-6  
HM-6

Spraying rust proof oils onto steel plates




Delivering an incomparable degree of uniform coverage, even when used by an unskilled worker, *Lumina Automatic Spray Guns* consistently offer unmatched performance and wide versatility in various fields.

*Lumina Spray Guns* are in use in a wide range of industries, including Machine, Machine Tool, Automotive, Auto Parts, Electronics, Molding, Press, Printing, Paper, Steel, Plastic, Food, Building Material, Textile, Medical, Cosmetic, Glass, and Rubber, for spraying thin to heavy materials such as Water, Solvents, Thinner, Adhesives, Die Lubricants, Machine Oil, Cutting/Press Oil, Anti-corrosive Paints, Water- and Oil-based Paints, Acrylic Paints, Lacquer, Silicone, Alcohols, Cooking Oils, Flux, and Antistatic Agents.

**FOOD HUMIDIFICATION**

ST-5  
ST-5R  
ST-6RW  
STA-1  
STA-5N  
HM-1  
HM-3  
HM-3W

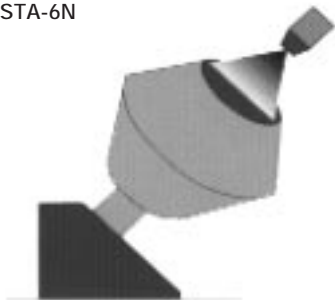
Spraying water to wet bread or cookie surfaces



**MIXING**

ST-5  
ST-6  
STA-5N  
STA-6N


Spraying additives



**ODOR CONTROL**

ST-5  
HM-1  
HM-1W  
HM-4


Spraying deodorizing agents in pig pens, dump yards, etc



**DISINFECTION**

ST-5  
ST-6  
ST-6RW  
STA-1  
STA-5N  
HM-1  
HM-3  
HM-3W


Spraying disinfective liquids in food factories, pig and poultry houses



**FACTORY HUMIDIFICATION**

ST-5  
ST-6  
HM-1  
HM-1W  
HM-3  
HM-4  
HM-5

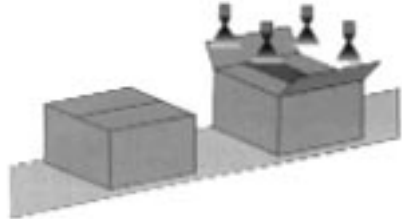
Spraying water in printing, paper factories or mushroom cultivation



**ADHESION**

ST-5  
ST-6  
ST-6RW


Spraying bonding agents onto auto interior materials, corrugated cartons, heat insulators or plywood



**SURFACE FINISHING**

ST-6  
ST-6W


Spraying electroconductive paint onto interior wall of computer display housings



**POWDER HUMIDIFICATION**

ST-5


Spraying water to prevent grain, cement, coal powder or dust from similar raw materials flying into the air during transportation



**BOTTLE MANUFACTURING**

HM-1  
HM-3  
HM-1W  
HM-3W

Spraying coating agents onto bottle surfaces to prevent scratching during shipment



## Spray Gun Selection Guide

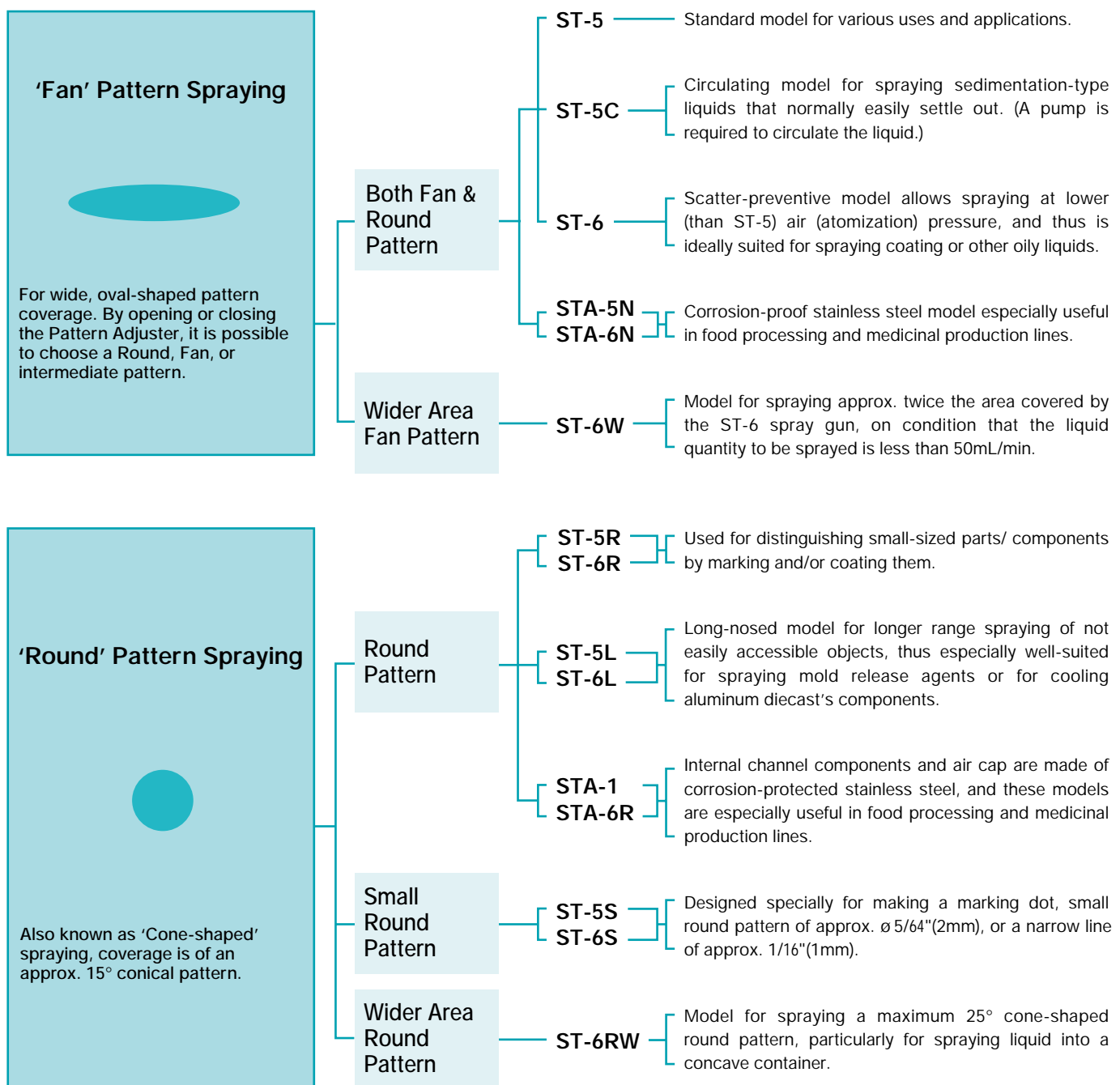
Do you think that there is little difference between spray guns? Actually, each model differs quite a bit, having its own requirements and capabilities. So to select the most suitable spray gun, a number of important factors must be considered. Among others, these are: i) field to be sprayed, ii) type of liquid,

iii) quantity of liquid to be sprayed per minute, iv) space to be used, v) shape to be sprayed, vi) desired spraying pattern and width, vii) mist coarseness, and viii) air consumption allowance. Selection of the most suitable model that best meets the requirements, leads to greater productivity.

### ST Small Size Series

### Selecting an ST-Series Spray Gun to Meet Your Needs

Compact and easy operating Lumina standard models have been used for a long time in various industrial fields. A large assortment of spray guns are available to best meet the needs of a wide range of usage requirements. These form two product lines: the ST-5 series featuring easier use through simplified piping design, and the ST-6 series that delivers a soft and coarse mist plus prevents spray scatter.



See Dimension Chart on page 11.











# ST-5

## Standard Small Size Series

### ST-5 Product Line: A Single Air Hose common to Piston Operation and Atomization

The number of hoses to be used in ST-5 models are just two (2): one for air, and another for liquid supply. A single Air Hose, common to all ST-5 series models, is used for Piston operation and for atomization. An air pressure level of 45 to 60 psi (3 to 4kgf/cm<sup>2</sup>) is generally used when spraying with this series models. However, if the air pressure falls below 30 psi (2kgf/cm<sup>2</sup>), the inside piston does not move backward, preventing liquid from being sprayed. These models are easily maintained and especially suitable for spraying in confined, narrow spaces.

- When ordering an ST-5 model with an 0.5mm (1/64") sized orifice, please add the nozzle orifice size after the model number in place of the asterisk (\*). Also, if NPT joints are to be used, please add "US" after the size, such as in "ST-5-0.5US". When PT(R) joints are definitely planned, please specify so by adding "X" right after the orifice size, as in "ST-5-1.0X".

Model Name	Features	Spray Pattern	Nozzle Orifice $\phi$ (mm)	Flow Rate (Water) mL/min. at 3.3'(1m) Gravity Feed	Max. Spray Pattern Size from 12"(300mm) Distance	Air Consumption L/min. (3 Kgf/cm <sup>2</sup> )
 <b>ST-5-*</b>	Overall 2 <sup>3</sup> / <sub>16</sub> " (55mm) long compact design allows for use in narrow spaces. Ideal for applying lubricants to die cast machines and during injection molding. By turning the Pattern Adjuster, pattern and size can be selected between Round, Fan and intermediate positions.	Both fan and round pattern 	0.5	0~60	8" (200mm)	60
			1.0	0~250	10" (250mm)	80
			1.3	0~360	14" (350mm)	100
			2.0	0~600	16" (400mm)	140
 <b>ST-5R-*</b>	Used for marking or painting small objects. For spraying round pattern only.	Round pattern 	0.5	0~70	$\phi$ 2" (50mm)	35
			1.0	0~290	$\phi$ 2 <sup>3</sup> / <sub>4</sub> " (70mm)	50
			1.3	0~430	$\phi$ 3 <sup>1</sup> / <sub>8</sub> " (80mm)	55
			2.0	0~650	$\phi$ 3 <sup>1</sup> / <sub>2</sub> " (90mm)	85
 <b>ST-5S</b>	Used for spraying narrow lines or small round patterns; Smallest round pattern: $\phi$ 5/64" (2mm); Thinnest line width: 1/16" (1mm).	Small round pattern or narrow line 	0.5	0~60	$\phi$ 1 <sup>5</sup> / <sub>8</sub> " (40mm)	18
 <b>ST-5L-*</b>	Used for straight spraying of round patterns at a distance such as for die cast parts or cooling a mold; Not suitable for paints or viscous liquids.	Round pattern 	1.3	0~170	$\phi$ 2" (50mm)	100
			2.0	0~340	$\phi$ 2 <sup>3</sup> / <sub>8</sub> " (60mm)	120
 <b>ST-5C-*</b>	Used for spraying high precipitation liquids; By circulating high density liquid, this model prevents liquid from precipitating; Single circular pump required.	Both fan and round patterns. 	0.5	0~70	8" (200mm)	60
			1.0	0~250	10" (250mm)	80
			1.3	0~360	14" (350mm)	100
			2.0	0~600	16" (400mm)	140

The values in the above table are results obtained through tests under the following conditions: Fluid — water; Input fluid pressure — applied from a one meter height with a Gravity Feed Container; Maximum Pattern Width — Measured at a 12" (30cm) distance from the tip of spray nozzle; Input Air Pressure — 43 psi (3kgf/cm<sup>2</sup>). Due to space limitations — only max. fan width shown for ST-5 & ST-5C models.







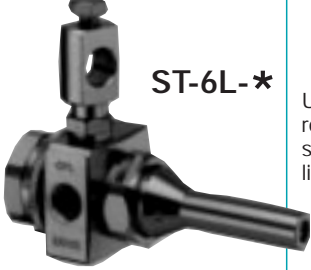



# ST-6

## Lower Pressure Small Size Series



### Lower Air Pressure Spraying to Prevent Spray Scatter

In this model series, two separate air hoses (for piston operation & atomization) are used, therefore even a lower air pressure (compared to ST-5 series) of 1.4 psi (0.1kgf/cm<sup>2</sup>) to 14 psi (1kgf/cm<sup>2</sup>) can be selected for spraying soft to coarse mist irrespective of the air pressure selected for Piston operation. Air Blow is also available when blowing Air for atomization only after stopping the air for Piston operation. The ST-6RW is especially well-suited for easily coating or painting wider areas or concave sides. Featuring a special nozzle that emits a spiralling spray stream.

- When ordering an ST-6 model with an 1.0mm (1/32") sized orifice, please add the nozzle orifice size after the model number in place of the asterisk (\*). Also, if NPT joints are to be used, please add "US" after the size, such as in "ST-6-1.0US". When PT(R) joints are definitely planned, please specify so by adding "X" right after the orifice size, as in "ST-6-1.0X".

Model Name	Features	Spray Pattern	Nozzle Orifice ø(mm)	Flow Rate (Water) mL/min. 3.3'(1m) Gravity Feed	Max. Spray Pattern Size from 12"(300mm) Distance	Air Consumption L/min. (3 Kgf/cm <sup>2</sup> )
<b>ST-6-*</b> 	Used for spraying paints and/or various kinds of machine oils with a lower air pressure so as to minimize oil scattering. By turning the Pattern Adjuster, the size of the Round to Fan (intermediate possible) pattern can be selected.	Both fan and round pattern 	0.5	0~60	8" (200mm)	60
			1.0	0~250	10" (250mm)	80
			1.3	0~360	14" (350mm)	100
			2.0	0~600	16" (400mm)	140
<b>ST-6R-*</b> 	Used for marking or painting small objects. For spraying round pattern only.	Round pattern 	0.5	0~70	ø2" (50mm)	35
			1.0	0~290	ø2 <sup>3</sup> / <sub>4</sub> " (70mm)	50
			1.3	0~430	ø3 <sup>1</sup> / <sub>8</sub> " (80mm)	55
			2.0	0~650	ø3 <sup>1</sup> / <sub>2</sub> " (90mm)	85
<b>ST-6S</b> 	Used for spraying a narrow line or small round pattern.	Small round pattern or narrow line 	0.5	0~60	ø1 <sup>5</sup> / <sub>8</sub> " (40mm)	18
<b>ST-6L-*</b> 	Used for straight spraying of round patterns at a distance; Not suitable for paints or viscous liquids.	Round pattern 	1.3	0~170	ø2" (50mm)	100
			2.0	0~340	ø2 <sup>3</sup> / <sub>8</sub> " (60mm)	120
<b>ST-6W-*</b> 	Differences between air pressure for atomization and spray pattern allow for spraying a two times wider area with less liquid than the above ST-6 model; Two reducing valves are required.	Fan pattern 	0.5	0~30	8" (200mm)	70
			1.0	0~50	12" (300mm)	80

The values in the above table are results obtained through tests under the following conditions: Fluid — water; Input fluid pressure — applied from a one meter height with a Gravity Feed Container; Maximum Pattern Width — Measured at a 12" (30cm) distance from the tip of spray nozzle; Input Air Pressure — 43 psi (3kgf/cm<sup>2</sup>). Due to space limitations — only max. fan width shown for ST-6 model.

Model Name	Features	Spray Pattern	Nozzle Orifice $\phi$ (mm)	Flow Rate mL/min. at 3.3'(1m) Gravity Feed	Max. Spray Pattern Size from 12"(300mm) Distance	Air Consumption L/min. (3 Kgf/cm <sup>2</sup> )
 <b>ST-6RW-*</b>	Spiral air stream produces a fine granular mist covering a spray angle of approx. 30°, and is able to also paint or coat side walls (inside of a concave surface) as well as the bottom. Also, the spiral air stream helps prevent the Air Cap from becoming clogged.	Round pattern 	1.0	280	$\phi 3\frac{1}{2}$ " (90mm)	110
			1.3	420	$\phi 4\frac{3}{8}$ " (110mm)	130
			2.0	670	$\phi 4\frac{7}{8}$ " (120mm)	140









# STA

## Stainless Steel Series

### Corrosion-proof Components for Spraying Medicinal Liquid or Flux

The STA series are mainly for spraying flux, fusing agents, and chemical liquids. All STA models have internal fluid passages constructed of corrosion-proof SUS303 stainless steel and an Air Cap made of SCS13 or SUS303 corrosion-proof stainless steel.

- When ordering an STA model, please confirm the suitability since there is still a possibility to corrode, depending on kinds of liquids.
- When ordering an STA model with a 1.3mm (3/64") sized orifice, please add the nozzle orifice size after the model number in place of the asterisk (\*), and if NPT joints are to be used, please add "US" after the orifice size, such as in "STA-5N-1.3US". When PT(R) joints are to be needed, please specify so by adding "X" right after the orifice size, as in "STA-5N-1.3X".

Model Name	Features	Spray Pattern	Nozzle Orifice $\phi$ (mm)	Flow Rate mL/min. at 3.3'(1m) Gravity Feed	Max. Spray Pattern Size from 12"(300mm) Distance	Air Consumption L/min. (3 Kgf/cm <sup>2</sup> )
 <b>STA-1-*</b>	Components for internal liquid passages and air cap are made of SUS303. This model is used for spraying mainly medicinal liquids, or other liquids in food processing factories. For spraying round pattern only.	Round pattern 	0.5	0~70	$\phi 2$ " (50mm)	35
			1.0	0~290	$\phi 2\frac{3}{4}$ " (70mm)	50
			1.3	0~430	$3\frac{1}{8}$ " (80mm)	55
			2.0	0~650	$\phi 3\frac{1}{2}$ " (90mm)	85
 <b>STA-5N-*</b>	Internal liquid passages made of SUS303 stainless steel and SCS13 Air Cap. Both Fan/Round, as well as intermediate patterns	Both fan and round patterns. 	0.5	0~60	8" (200mm)	60
			1.0	0~250	10" (250mm)	80
			1.3	0~360	14" (350mm)	100
			2.0	0~600	16" (400mm)	140
 <b>STA-6N-*</b>	A high painting/adhesive efficiency model with low pressure atomization, constructed of corrosion-proof SUS303 and SCS13 stainless steel. Both fan/round, and intermediate patterns.	Both fan and round patterns. 	0.5	0~60	8" (200mm)	60
			1.0	0~250	10" (250mm)	80
			1.3	0~360	14" (350mm)	100
			2.0	0~600	16" (400mm)	140
 <b>STA-6R-*</b>	As above, but parts for internal liquid passages and air cap are made of SUS303. Round pattern spraying only.	Round pattern 	0.5	0~70	$\phi 2$ " (50mm)	35
			1.0	0~290	$\phi 2\frac{3}{4}$ " (70mm)	50
			1.3	0~430	$\phi 3\frac{1}{8}$ " (80mm)	55
			2.0	0~650	$\phi 3\frac{1}{2}$ " (90mm)	85

The values in the above table are results obtained through tests under the following conditions: Fluid — water; Input fluid pressure — applied from a one meter height with a Gravity Feed Container; Maximum Pattern Width — Measured at a 12" (30cm) distance from the tip of spray nozzle; Input Air Pressure — 43 psi (3kgf/cm<sup>2</sup>). Due to space limitations — only max. fan width shown for STA-5N & STA-6N models.


# HM

## Super Mini Size Series

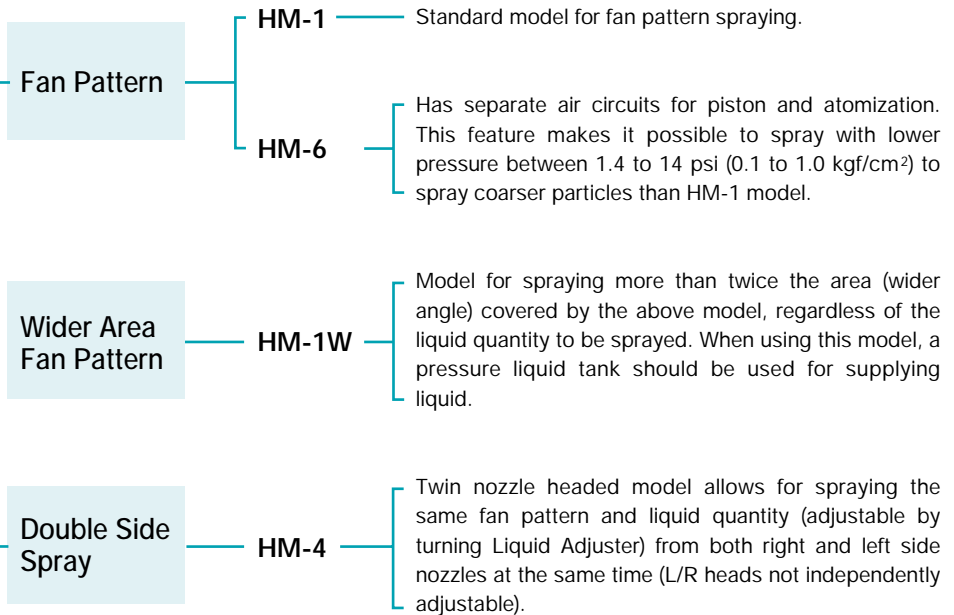
### Selecting an HM-Series Spray Gun to Meet Your Needs

Miniaturized, lightweight Lumina models, the epitome of integrated, sophisticated technology, making them easier to use, and most suitable for use in confined spaces. However, they're not suitable for spraying paints or easily precipitated liquids.


**'Fan' Pattern Spraying**



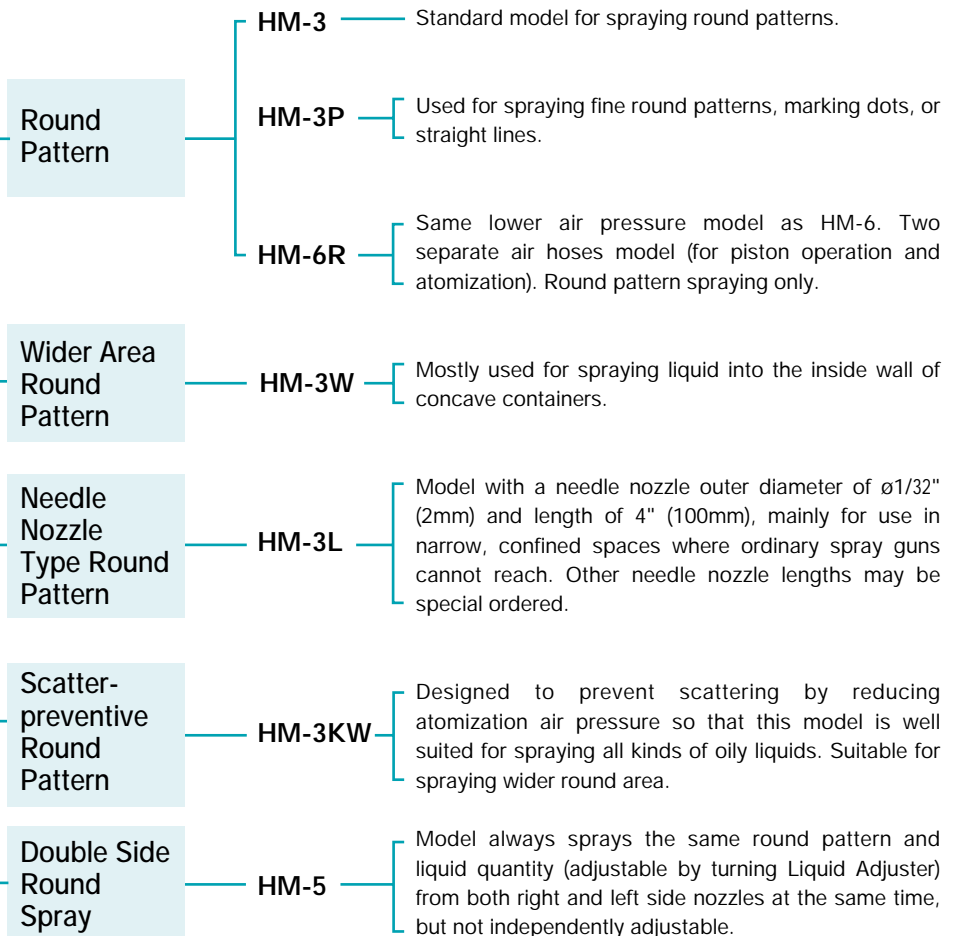
For wide, oval-shaped pattern coverage. All HM models have no Pattern Adjuster, so they cannot be used for both Fan and Round, or intermediate pattern spraying.



**'Round' Pattern Spraying**



Cone shaped spraying, wider area and fine particle spraying models. Wider angle models are also available.



See Dimension Chart on page 11.







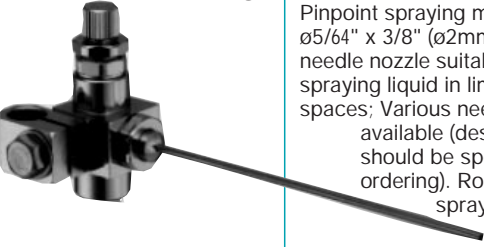



# HM

## Super Mini Size Series

### Ultra-compact and Lightweight Models Suitable for use in Confined Space

Exceptionally small spray guns especially for use in limited, confined spaces not accessible with conventional models. New mini-sized models can be started and stopped mechanically or electrically. Except for the HM-6L, a single common Air Hose (as with ST-5 series) is used. A spraying air pressure of over 30 psi (2kgf/cm<sup>2</sup>) is required, and if it drops below this value, the inside piston does not move backward, preventing liquid from being sprayed. HM models are not suitable for spraying paints or easily precipitated liquids.

- When ordering an HM model, if NPT joints are to be used, please add "US" after the model number, such as in "HM-1US". When PT(R) joints are to be planned, please specify so by adding "X" right after the model number, as in "HM-1X".












Model Name	Features	Spray Pattern	Nozzle Orifice $\phi$ (mm)	Flow Rate (Water) mL/min. at 3.3'(1m) Gravity Feed	Max. Spray Pattern Size from 12"(300mm) Distance	Air Consumption L/min. (3 Kgf/cm <sup>2</sup> )						
<b>HM-1</b> 	Used for spraying water and lubricants. Fan pattern spraying only.	Fan pattern 	1.0	0~100	8" (200mm)	65						
<b>HM-1W</b> 	Model for fine granular spraying over a wider area. Liquid supply by Pressure Liquid Tank only. Spraying ability higher than that of two standard units. Fan pattern spraying only.	Fan pattern 	1.0	0~300	24" (600mm)	115						
<b>HM-4</b> 	Double side spraying with twin headed nozzles. It is possible to adjust the spraying area, but independent adjustment of quantity to be sprayed is not. Fan pattern spraying only.	Fan pattern (Double side) 	1.0	0~200	8" (200mm)	115						
<b>HM-3L</b> 	Pinpoint spraying model with $\phi 5/64"$ x $3/8"$ ( $\phi 2\text{mm}$ x $10\text{mm}$ ) needle nozzle suitable for spraying liquid in limited, narrow spaces; Various needle lengths available (desired length should be specified when ordering). Round pattern spraying only.	Round pattern 	0.7	0~30	$\phi 15/8"$ (40mm)	28						
<b>HM-3P</b> 	Used for spraying small round patterns or narrow lines;  <table border="1"> <tr> <th>Spray distance</th> <th>Pattern Size</th> </tr> <tr> <td>3/16"(5mm)</td> <td><math>\phi 5/64</math> (2mm)</td> </tr> <tr> <td>3/4"(20mm)</td> <td><math>\phi 3/8"</math> (10mm)</td> </tr> </table>	Spray distance	Pattern Size	3/16"(5mm)	$\phi 5/64$ (2mm)	3/4"(20mm)	$\phi 3/8"$ (10mm)	Small round pattern or narrow line 	0.4	0~35	$\phi 15/8"$ (40mm)	17
Spray distance	Pattern Size											
3/16"(5mm)	$\phi 5/64$ (2mm)											
3/4"(20mm)	$\phi 3/8"$ (10mm)											

The values in the above table are results obtained through tests under the following conditions: Fluid — water; Input fluid pressure — applied from a one meter height with a Gravity Feed Container; Maximum Pattern Width — Measured at a 12" (30cm) distance from the tip of spray nozzle; Input Air Pressure — 43 psi (3kgf/cm<sup>2</sup>).

# HM

## Super Mini Size Series

- When ordering an HM model, if NPT joints are to be used, please add "US" after the model number, such as in "HM-1US". When PT(R) joints are to be planned, please specify so by adding "X" right after the model number, as in "HM-1X".

Model Name	Features	Spray Pattern	Nozzle Orifice $\varnothing$ (mm)	Flow Rate (Water) mL/min. at 3.3'(1m) Gravity Feed	Max. Spray Pattern Size from 12"(300mm) Distance	Air Consumption L/min. (3 Kgf/cm <sup>2</sup> )
<b>HM-3</b> 	Standard use model. Round pattern spraying only.	Round pattern 	1.0	0~200	$\varnothing 2\frac{3}{8}$ " (60mm)	55
<b>HM-3W</b> 	Spiralling spray covers a wide round pattern, able to also coat side walls of a concave container (Spiral air stream prevents liquid from sticking in air cap, thus keeping the orifice clear.)	Round pattern 	1.0	0~200	$\varnothing 4$ " (100mm)	110
<b>HM-5</b> 	As with HM-4, double side spraying, but Round pattern spraying only.	Round pattern (Double side) 	1.0	0~300	$\varnothing 2\frac{3}{8}$ " (60mm)	110
<b>HM-6</b> <b>HM-6R</b> 	Used for coarse granular spraying at a lower 1.4 to 14 psi (0.1~1.0kgf/cm <sup>2</sup> ) air pressure with independent air supply for piston operation and atomization; Recommended when coarse mist (not available with HM-1 model) is needed, or when spraying liquids in a limited, narrow space. HM-6 for fan pattern and HM-6R for round pattern spraying.	Fan pattern 	1.0	0~100	8" (200mm)	65
		Round pattern 	1.0	0~200	$\varnothing 2\frac{3}{8}$ " (60mm)	55
<b>HM-3KW</b> 	Used especially for spraying lubricating press oils or disinfecting agents/alcohols as nozzle design prevents scattering by reducing atomization air within the main unit. Round pattern spraying only.	Round pattern 	1.0	0~60	$\varnothing 5\frac{7}{8}$ " (150mm)	5

The values in the above table are results obtained through tests under the following conditions: Fluid — water; Input fluid pressure — applied from a one meter height with a Gravity Feed Container; Maximum Pattern Width — Measured at a 12" (30cm) distance from the tip of spray nozzle; Input Air Pressure — 43 psi (3kgf/cm<sup>2</sup>).

## < ST Series >

- Needle packing is a Perfluoro-chemical O-Ring (superior in solvent and chemical resistance).
- Dimensions shown in drawings at right are common to all models of ST-5 and ST-6 series Spray Guns.
- Air Cap shape differs by model.
- Specify desired inner diameter [ø3/8" (10mm) or ø1/2" (12mm)] of Universal Holder when ordering.

Model	A	B	C	D	E	F
ST-5	2 3/16" ~ 2 3/8"	3 3/8"	2 3/4"	1 1/4"	3/16"	1 1/4"
ST-5R	2" ~ 2 3/16"	2 7/8"	2 3/4"	1 1/64"	3/16"	1 1/16"
ST-5S	2 3/16" ~ 2 3/8"	2 7/8"	2 3/4"	1"	3/16"	1 1/4"
ST-5L	3 7/16" ~ 3 5/8"	2 7/8"	2 3/4"	1 1/64"	3/16"	2 1/2"
ST-5C	2 3/16" ~ 2 3/8"	2 1/2"	2 3/4"	1 1/4"	3/16"	1 1/4"
ST-6	2 3/16" ~ 2 3/8"	2 5/16"	2 3/4"	1 1/4"	3/16"	1 1/4"
ST-6R	2" ~ 2 3/16"	1 7/8"	2 3/4"	1 1/64"	3/16"	1 1/16"
ST-6S	2 3/16" ~ 2 3/8"	1 7/8"	2 3/4"	1"	3/16"	1 1/4"
ST-6L	3 7/16" ~ 3 5/8"	1 7/8"	2 3/4"	1 1/64"	3/16"	2 1/2"
ST-6W	2 3/16" ~ 2 3/8"	2 5/8"	2 3/4"	1 1/4"	3/16"	1 1/4"
ST-6RW	2" ~ 2 3/16"	1 7/8"	2 3/4"	1 1/64"	3/16"	1 1/16"
STA-1	2" ~ 2 3/16"	2 7/8"	2 3/4"	1 1/64"	3/16"	1 1/16"
STA-5N	2 3/16" ~ 2 3/8"	3 3/8"	2 3/4"	1 1/4"	3/16"	1 1/4"
STA-6N	2 3/16" ~ 2 3/8"	2 9/16"	2 3/4"	1 1/4"	3/16"	1 1/4"
STA-6R	2" ~ 2 3/16"	2 1/8"	2 3/4"	1 1/64"	3/16"	1 1/16"

Model	A	B	C	D	E	F
ST-5	55-60	85	70	ø31	4	32
ST-5R	50-55	73	70	ø26	4	27
ST-5S	55-60	73	70	ø25	4	32
ST-5L	87-92	73	70	ø26	4	64
ST-5C	55-60	64	70	ø31	4	32
ST-6	55-60	59	70	ø31	4	32
ST-6R	50-55	47	70	ø26	4	27
ST-6S	55-60	47	70	ø25	4	32
ST-6L	87-92	47	70	ø26	4	64
ST-6W	55-60	67	70	ø31	4	32
ST-6RW	50-55	47	70	ø26	4	27
STA-1	50-55	73	70	ø26	4	27
STA-5N	55-60	85	70	ø31	4	32
STA-6N	55-60	65	70	ø31	4	32
STA-6R	50-55	53	70	ø26	4	27

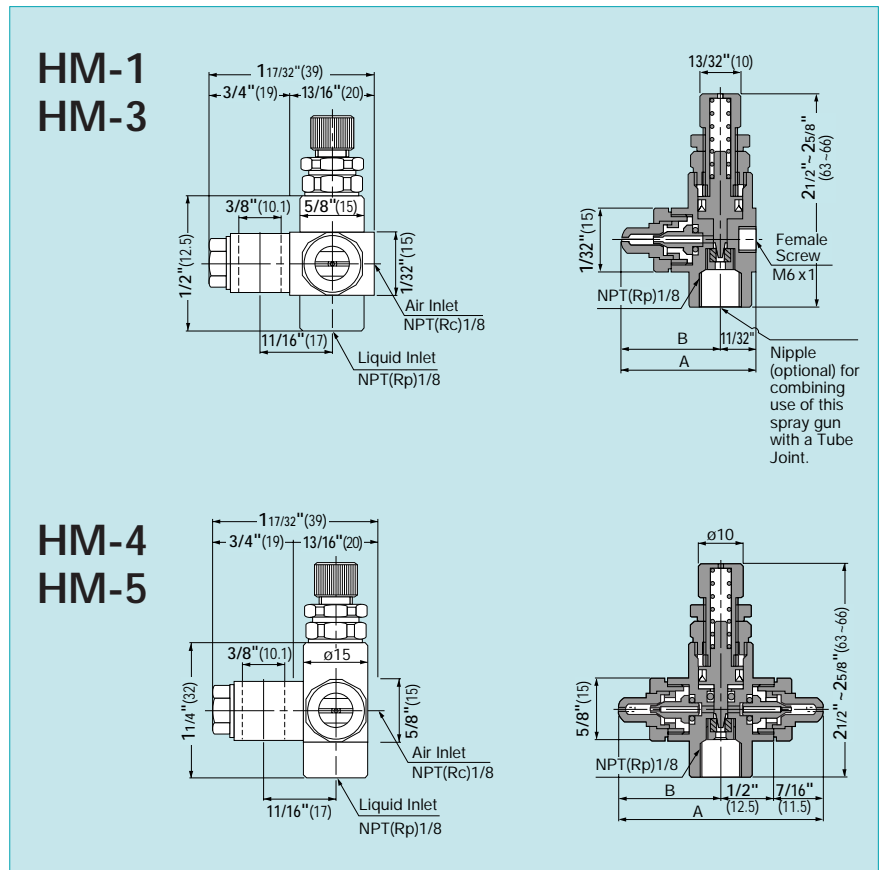
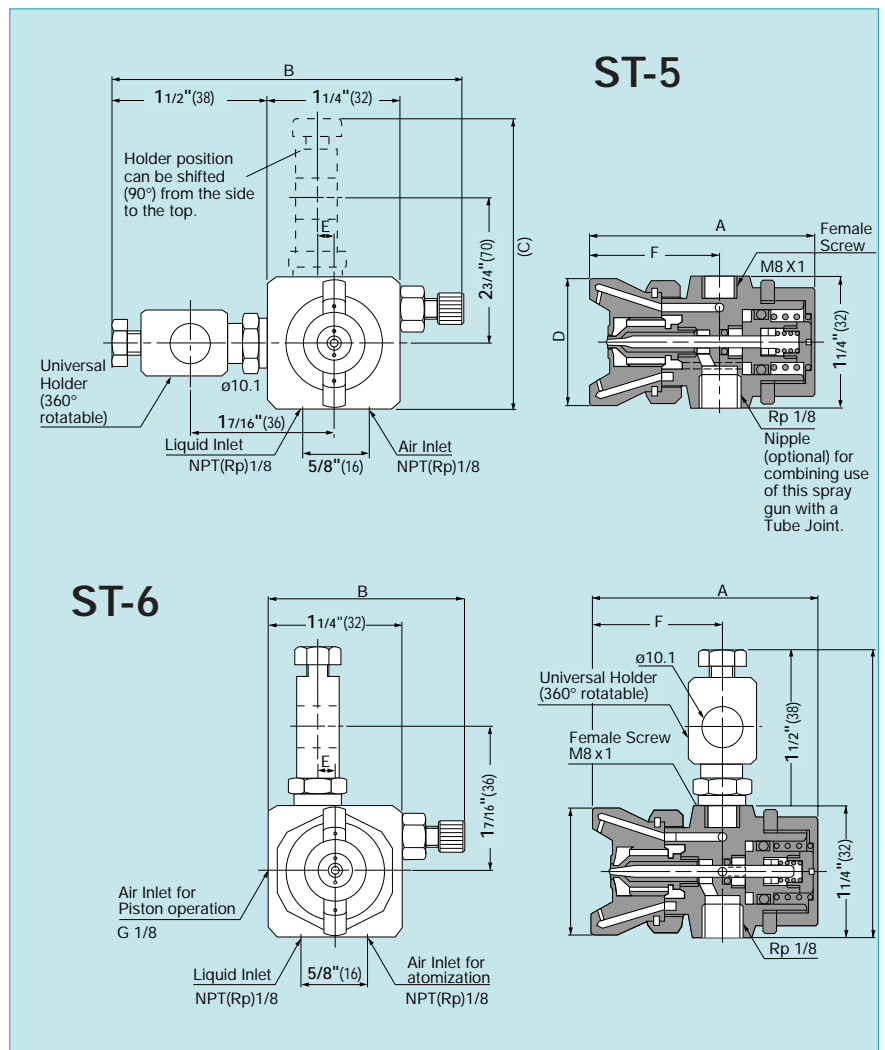
## < HM Series >

- All HM series models have the same dimensions (see the drawing at right).
- Air Cap shape differs by model.

Model	A	B
HM-1	1 1/4"	29/32"
HM-1W	1 1/4"	29/32"
HM-4	1 7/8"	15/16"
HM-3L	5 3/4"	4 3/4"
HM-3P	1 7/16"	1 1/8"
HM-3	15/16"	5/8"
HM-3W	15/16"	5/8"
HM-5	1 5/16"	10/16"
HM-6	1 1/4"	29/32"
HM-6R	15/16"	5/8"
HM-3K	15/16"	5/8"

Model	A	B
HM-1	31.5	23
HM-1W	31.5	23
HM-4	48	24
HM-3L	147	120
HM-3P	37	28.5
HM-3	24	15.5
HM-3W	24	15.5
HM-5	33	16.5
HM-6	31.5	23
HM-6R	24	15.5
HM-3K	24	15.5

## Dimension Chart



■ Due to product modification or improvement, specifications are subject to change without notification.  
 ■ All metric dimensions have been converted to the nearness value in feet (') and inches ("), therefore these values are less accurate.

The Lumina logo is enclosed in a rounded rectangular border. It features the word "Lumina" in a stylized, italicized blue font, followed by a registered trademark symbol (®).

Using the right automatic spray gun in any spraying process provides maximum efficiency and increases productivity. Consult FUSO SEIKI or an authorized LUMINA agent/dealer to avail yourself of our accumulated experience, knowledge of precision processing technology and strict quality control, all of which can help you realize cost savings through maximized efficiency and increased productivity.



**FUSO SEIKI** CO., LTD.

12-17, Honkomagome 6-chome, Bunkyo-ku, TOKYO,  
113-0021 JAPAN

Tel: +81-3-3947-1334

Fax: +81-3-3947-1319

Internet: <http://www.fusoseiki.co.jp>

E-mail: [info@fusoseiki.co.jp](mailto:info@fusoseiki.co.jp)